



Luminette® Modern Draperies

Unique Product Characteristics

Dual Panel




As shown, the Dual Panel design option consists of sheer and drapery fabric panels that are permanently bonded together. Because these fabrics differ in weight and construction, the lighter weight sheer fabric panel will adjust to accommodate the heavier drapery fabric panel; therefore, the first sheer column will compress and appear different than the rest of the sheer.



Like traditional draperies, the heavier drapery panels may “flare” or “tent” at the bottom more than the lighter weight sheer fabrics.

Full Panel



Modern Draperies are made with woven fabrics which are heavier and more opaque than sheer fabrics. The heavier woven fabrics may cause the columns to “flare” and “tent” more than sheer fabrics. When Modern Draperies are stacked, it is normal for them to flare out at the bottom or to stack irregularly.