

Product Key: **HH** = Heritance® Hardwood Shutters; **NS** = NewStyle® Hybrid Shutters; **PB** = Palm Beach™ Polysatin Shutters

Refer to the appropriate Reference Guide section for specifications.

L-FRAME OUTSIDE MOUNT

- Determine ordered widths. Measure **A** to **B** (Opening 1). For **NS & HH** shutters subtract 2" and for **PB** shutters subtract 2¼" to calculate ordered width.

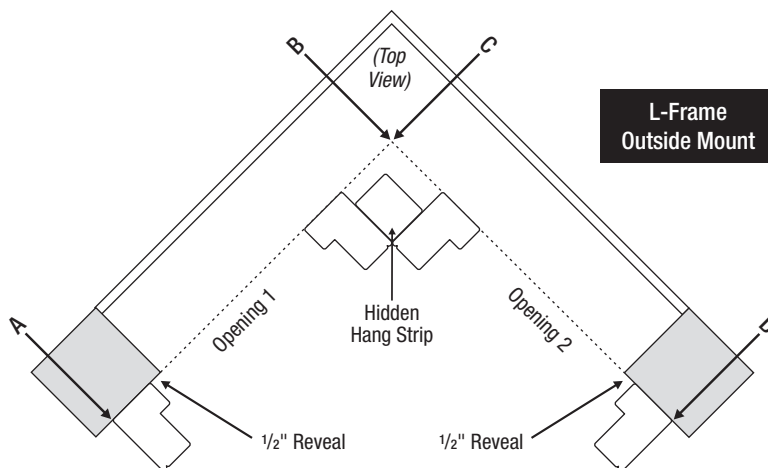
$$\begin{array}{l} \text{HH} \\ \text{NS} \end{array} \begin{array}{c} \text{A to B} \\ \boxed{} \end{array} - 2" = \boxed{} \begin{array}{l} \text{Opening 1} \\ \text{Ordered Width} \end{array}$$

$$\text{PB} \begin{array}{c} \text{A to B} \\ \boxed{} \end{array} - 2\frac{1}{4}" = \boxed{} \begin{array}{l} \text{Opening 1} \\ \text{Ordered Width} \end{array}$$

- Repeat for **C** to **D** (Opening 2).

$$\begin{array}{l} \text{HH} \\ \text{NS} \end{array} \begin{array}{c} \text{A to B} \\ \boxed{} \end{array} - 2" = \boxed{} \begin{array}{l} \text{Opening 2} \\ \text{Ordered Width} \end{array}$$

$$\text{PB} \begin{array}{c} \text{A to B} \\ \boxed{} \end{array} - 2\frac{1}{4}" = \boxed{} \begin{array}{l} \text{Opening 2} \\ \text{Ordered Width} \end{array}$$



- Determine the largest inside height of the openings. Measure the inside height at three places for each opening. Enter the *largest* of these six measurements in the top box at right.

Largest Inside Height

- Enter the correct **FOF** (Frame Overlap Factor) in the middle box at right.

- FOF for 4-sided L-frames: **HH & NS** is 3¼", **PB** is 3¹⁄₈"
- FOF for 4-sided frame with bottom sill: **HH & NS** is 2⁵⁄₈", **PB** is 3¹⁄₈"
- FOF for Sill frame on window sill: **HH & NS** is 1⁵⁄₈", **PB** is 1⁹⁄₁₆"

+ **FOF** (Frame Overlap Factor)

- Add the largest inside height measurement to the **FOF** to calculate the ordered height. The ordered height is the same for both shutters.

= Ordered Height

- Order one length of hangstrip at the ordered height - ¼" and note as lineal materials on the standard order form.

Z/L-FRAME INSIDE MOUNT

- Determine ordered widths. Measure **A** to **B** (Opening 1). Subtract ¾" to calculate ordered width.

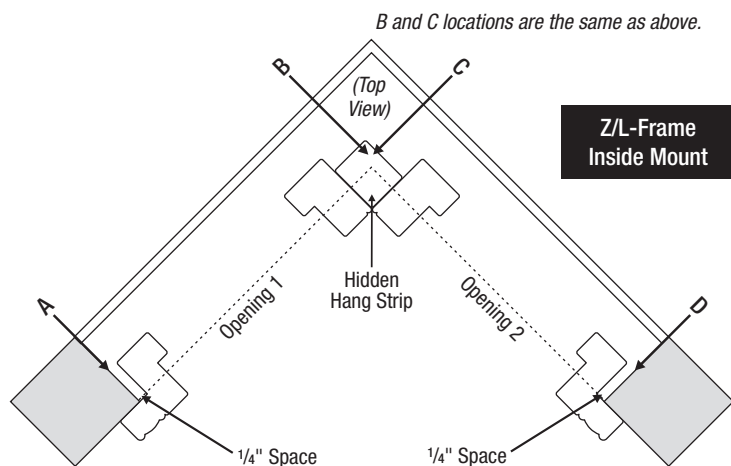
$$\begin{array}{l} \text{HH} \\ \text{NS} \\ \text{PB} \end{array} \begin{array}{c} \text{A to B} \\ \boxed{} \end{array} - \frac{3}{4}" = \boxed{} \begin{array}{l} \text{Opening 1} \\ \text{Ordered Width} \end{array}$$

- Repeat for **C** to **D** (Opening 2).

$$\begin{array}{l} \text{HH} \\ \text{NS} \\ \text{PB} \end{array} \begin{array}{c} \text{C to D} \\ \boxed{} \end{array} - \frac{3}{4}" = \boxed{} \begin{array}{l} \text{Opening 2} \\ \text{Ordered Width} \end{array}$$

- Determine the smallest inside height of the openings. Measure the inside height at three places for each opening. Use the *smallest* of these six measurements as your ordered height for both shutters.

Smallest Inside Height =
Ordered Height for Both Openings



- Order one length of hangstrip at the ordered height - ¼" and note as lineal materials on the standard order form. (continued)

FOR ALL CORNER WINDOW SHUTTERS:

Transfer the information from the worksheet to the Heritance, NewStyle or Palm Beach order form and indicate that the shutters are for a corner window. Attach this worksheet to the order form.

Order form page number(s) _____ Opening numbers _____ Sidemark _____

Notes:

- Always check for sufficient clearance and any obstructions which may interfere with louver movement.

Corner Window Shutters Worksheet *(continued)*

Product Key: **HH** = Heritage® Hardwood Shutters; **NS** = NewStyle® Hybrid Shutters; **PB** = Palm Beach™ Polysatin Shutters
 Refer to the appropriate Reference Guide section for specifications.

COLONIAL Z-FRAME INSIDE MOUNT

1. Determine ordered widths. Measure **A** to **B** (Opening 1). Subtract $2\frac{1}{8}"$ to calculate ordered width.

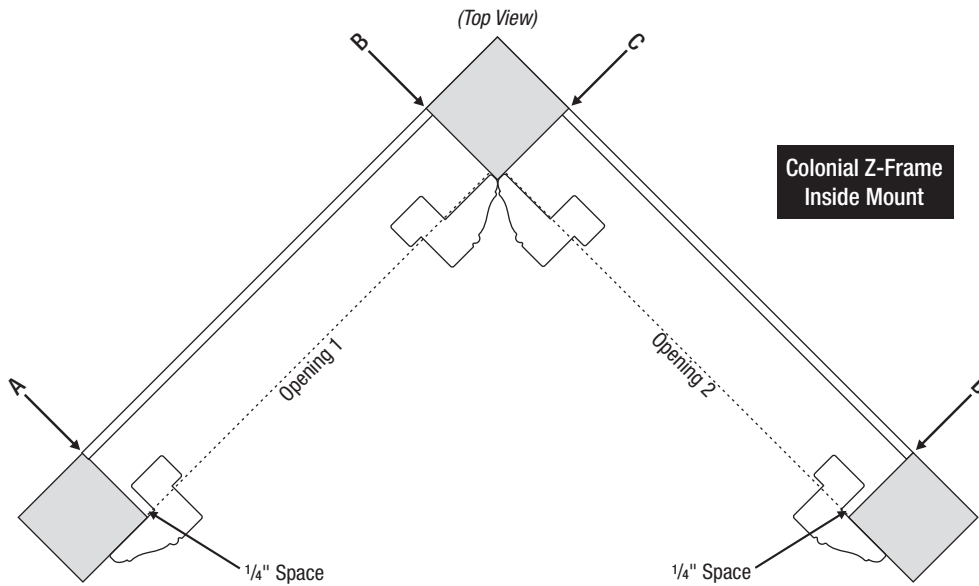
HH ^{A to B}
 NS - $2\frac{1}{8}"$ = _{Opening 1}
 PB _{Ordered Width}

2. Repeat for **C** to **D** (Opening 2).

HH ^{C to D}
 NS - $2\frac{1}{8}"$ = _{Opening 2}
 PB _{Ordered Width}

3. Determine the smallest inside height of the openings. Measure the inside height at three places for each opening. Use the *smallest* of these six measurements. Subtract $\frac{1}{8}"$ to calculate your ordered height for both openings.

HH
 NS - $\frac{1}{8}"$ =
 PB _{Smallest Inside Height} _{Ordered Height for All Three Openings}



FOR ALL CORNER SHUTTERS:

Transfer the information from the worksheet to the Heritage, NewStyle or Palm Beach order form and indicate that the shutters are for a corner window. Attach this worksheet to the order form.

Order form page number(s) _____ Opening numbers _____ Sidemark _____

Notes:

- Always check for sufficient clearance and any obstructions which may interfere with louver movement.